





**. PURPURA-PONTONIERE**  
**Evaluation of Instruction Program Report**  
 20S: COM SCI 33 DIS 1A: COMPUTER ORGANIZATN  
 No. of responses = 12  
 Enrollment = 42  
 Response Rate = 28.57%

1. Background Information:

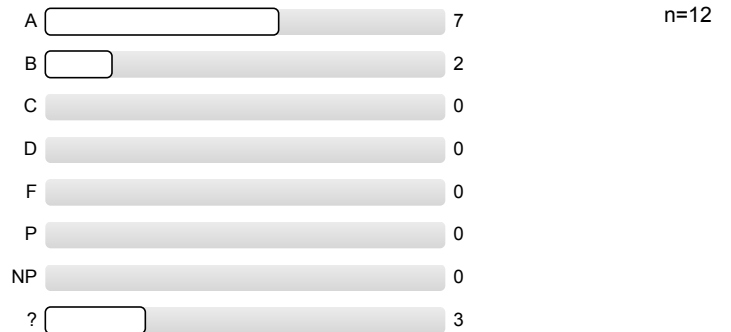
1.1) Year in School:




1.2) UCLA GPA:



1.3) Expected Grade:



1.4) What requirements does this course fulfill?



2. To What Extent Do You Feel That:

2.1) Teaching Assistant Knowledge - The T.A. was knowledgeable about the material.



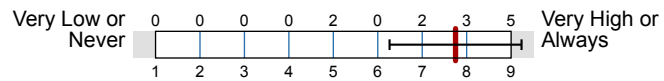
n=12  
av.=7.92  
md=8  
dev.=1

2.2) Teaching Assistant Concern - The T.A. was concerned about student learning.



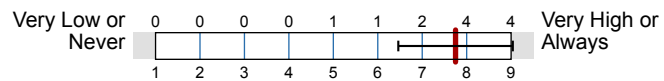
n=12  
av.=8  
md=8  
dev.=1.04

2.3) Organization - Section presentations were well prepared and organized.



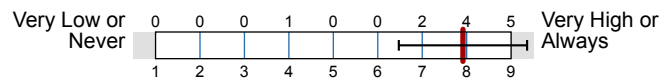
n=12  
av.=7.75  
md=8  
dev.=1.48

2.4) Scope - The teaching assistant expanded on course ideas.



n=12  
av.=7.75  
md=8  
dev.=1.29

2.5) Interaction - Students felt welcome in seeking help in or outside of the class.



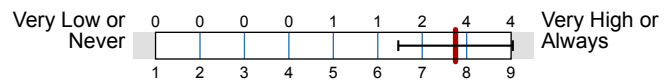
n=12  
av.=7.92  
md=8  
dev.=1.44

2.6) Communication Skills - The teaching assistant had good communication skills.



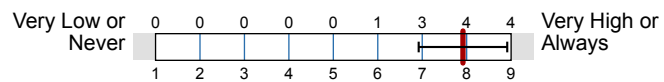
n=12  
av.=7.92  
md=8  
dev.=1.16

2.7) Value - The overall value of the sections justified your time and effort.



n=12  
av.=7.75  
md=8  
dev.=1.29

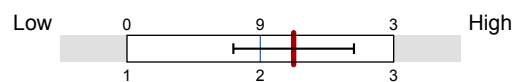
2.8) Overall - What is your overall rating of the teaching assistant?



n=12  
av.=7.92  
md=8  
dev.=1

3. Your View of Section Characteristics:

3.1) Difficulty (relative to other courses)



n=12  
av.=2.25  
md=2  
dev.=0.45

3.2)	Workload/pace was	Too Slow		Too Much	n=12 av.=2.25 md=2 dev.=0.45
3.3)	Integration of section with course was	Poor		Excellent	n=12 av.=2.25 md=2 dev.=0.45
3.4)	Texts, required readings	Poor		Excellent	n=12 av.=2.42 md=2 dev.=0.51
3.5)	Homework assignments	Poor		Excellent	n=12 av.=2.42 md=2 dev.=0.51
3.6)	Graded materials, examinations	Poor		Excellent	n=12 av.=2.33 md=2 dev.=0.65
3.7)	Lecture presentations	Poor		Excellent	n=12 av.=2.33 md=2 dev.=0.65
3.8)	Class discussions	Poor		Excellent	n=12 av.=2.33 md=2 dev.=0.49

4. Comments:

- 4.1) Please identify what you perceive to be the real strengths and weaknesses of this teaching assistant and course.
- Attiano was very responsive and helpful to the class, especially on Campuswire. Discussions at the beginning of the quarter were somewhat unhelpful as I wanted guidance on labs and getting through them, but I also appreciated the practice problems and review Attiano provided.
  - Great course, good TAs, learned a lot
  - I think that the TA reviewed concepts fairly well with good energy-- he just needs to better prepare his explanations of key concepts, where I think he lost people.
  - None
  - This is a very patient TA and is willing to help his students. You can receive his reply and help in a short time whenever he is free. I am very glad to be helped by this TA

# Profile

Subunit: COM SCI  
 Name of the instructor: . PURPURA-PONTONIERE  
 Name of the course: 20S: COM SCI 33 DIS 1A: COMPUTER ORGANIZATN  
 (Name of the survey)

Values used in the profile line: Mean

## 2. To What Extent Do You Feel That:

2.1) Teaching Assistant Knowledge - The T.A. was knowledgeable about the material.	Very Low or Never									Very High or Always	n=12	av.=7.92
2.2) Teaching Assistant Concern - The T.A. was concerned about student learning.	Very Low or Never									Very High or Always	n=12	av.=8.00
2.3) Organization - Section presentations were well prepared and organized.	Very Low or Never									Very High or Always	n=12	av.=7.75
2.4) Scope - The teaching assistant expanded on course ideas.	Very Low or Never									Very High or Always	n=12	av.=7.75
2.5) Interaction - Students felt welcome in seeking help in or outside of the class.	Very Low or Never									Very High or Always	n=12	av.=7.92
2.6) Communication Skills - The teaching assistant had good communication skills.	Very Low or Never									Very High or Always	n=12	av.=7.92
2.7) Value - The overall value of the sections justified your time and effort.	Very Low or Never									Very High or Always	n=12	av.=7.75
2.8) Overall - What is your overall rating of the teaching assistant?	Very Low or Never									Very High or Always	n=12	av.=7.92

## 3. Your View of Section Characteristics:

3.1) Difficulty (relative to other courses)	Low									High	n=12	av.=2.25
3.2) Workload/pace was	Too Slow									Too Much	n=12	av.=2.25
3.3) Integration of section with course was	Poor									Excellent	n=12	av.=2.25
3.4) Texts, required readings	Poor									Excellent	n=12	av.=2.42
3.5) Homework assignments	Poor									Excellent	n=12	av.=2.42
3.6) Graded materials, examinations	Poor									Excellent	n=12	av.=2.33
3.7) Lecture presentations	Poor									Excellent	n=12	av.=2.33
3.8) Class discussions	Poor									Excellent	n=12	av.=2.33